



# Managing MSD projects

Internal guidance paper for SDC head office and cooperation office staff

Version June 2017<sup>1</sup>

## Introduction

The Swiss Agency for Development and Cooperation (SDC) has been championing the market systems approach – an approach also known as Making Markets Work for the Poor (M4P). Market Systems Development (MSD) addresses the underlying causes of poor performance in markets that matter to people living in poverty and unemployment, in order to create lasting changes that have a large-scale impact. It views a market as a system of multiple players interacting with each other based on formal and informal rules and regulations – each player fulfilling a particular market function. Optimising these market functions and the rules that shape them to make the markets more effective and at the same time contributing to poverty reduction is the central aim of MSD.

The adaptive and facilitative way of intervening that is typical for MSD makes managing these projects different from projects following other approaches, both from an implementer as well as from a donor perspective. This document will focus on the latter.

## Who is this paper for?

The guidance is structured in a way that it is both useful for people who are experienced in managing portfolios of MSD projects in SDC and people who are completely new to the approach. After getting some initial understanding of what MSD is all about, for example from the BEAM Exchange<sup>2</sup>, this guidance will help you to deepen your understanding of the implications of MSD for programme management within SDC by providing different levels of depth for different audiences.

This guidance paper primarily targets the following audience:

- Operational Project Managers (OPM): the people in the Swiss Cooperation Offices (SCO) who are directly responsible for MSD projects. Generally, these are National Programme Officers (NPO).
- Line Managers. They are supervising the Operational Project Managers. Generally, these are expatriate staff in SCOs.
- Other decision makers. This is a broader group including the responsible desk officers at SDC Head Office, the Operations Committee members, the Heads of Division and other relevant decision makers in SDC.

Implementers and project staff may benefit from the guidance paper as well, as it explains the processes SDC staff follow and can help better shape mutual expectations and understanding.

Finally, the paper is intended to contribute to discussions in the wider MSD community on how projects and programmes using market systems approaches are managed. Dissemination of the guidance is therefore intended to go beyond SDC.

---

<sup>1</sup> A first version of this guidance document was developed in 2014. This revision is based on a new round of consultation among SDC staff and implementers to update it to current realities.

<sup>2</sup> Start here if this is the first time you have heard of Market Systems Approaches: <https://beamexchange.org/market-systems/>

## What can you find in this paper?

This paper walks through the different phases of managing an MSD project from an SDC perspective. Common questions are answered by giving a **general overview** that is relevant for a broader audience. This is supplemented by concrete **good practice guidance**<sup>3</sup> specifically targeted at OPMs. Further, it includes **voices and experiences from the field**. As there is no synchronised practice, sometimes these experiences are diverging. They need to be adapted to the circumstances of the situation, i.e. the country context, in which the process is managed. Similarly, an adaptation to one's own circumstances is necessary when using this document. As usual – due to highly diverse contexts and markets – the one and only best practice cannot exist. Each section of the guidance paper is structured in four parts that are visually separated:

- First, for each section, there is an introduction to create an understanding of what the section is talking about and what not.

<ul style="list-style-type: none"> <li>• Second, this is followed by general considerations that provide an easily accessible summary for Line Managers and other decision makers. The general considerations are also important for OPMs.</li> </ul>
---

<ul style="list-style-type: none"> <li>• Third, more concrete good practice guidance is added, specifically targeted at the OPM.</li> </ul>
---

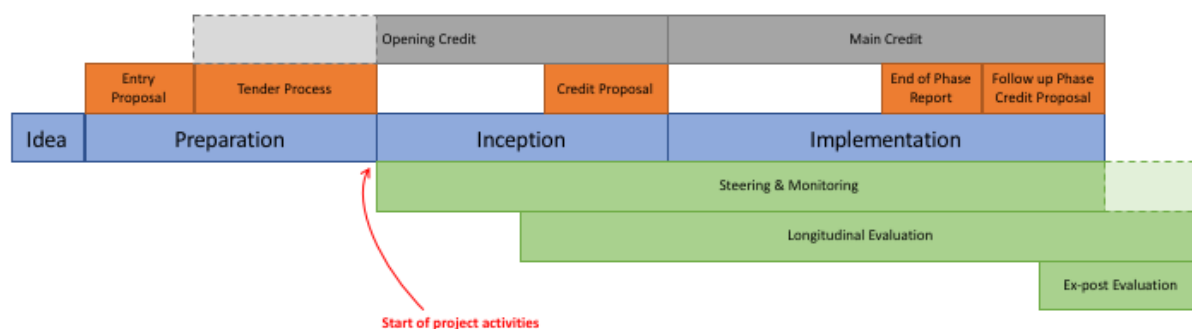
<ul style="list-style-type: none"> <li>• Fourth, voices from the field are presenting shared experiences and opinions from different SDC staff and implementers that are not applied widely enough to count as 'good practice' but could provide inspiration for others, namely OPMs.</li> </ul>
--

<p><b>Further Resources</b></p>	<p>Finally, further resources and links are provided where appropriate.</p>
---------------------------------	---

The guide is roughly structured along the main phases of an MSD project as shown in the following illustration:

- Idea, preparation, inception phase and implementation phase – depicted in blue.
- The phases are complemented by the relevant documents in orange
- The corresponding funding mechanisms are highlighted in grey
- The monitoring, steering and evaluation phases in green.

This illustration will then be used to guide the reader through the document.

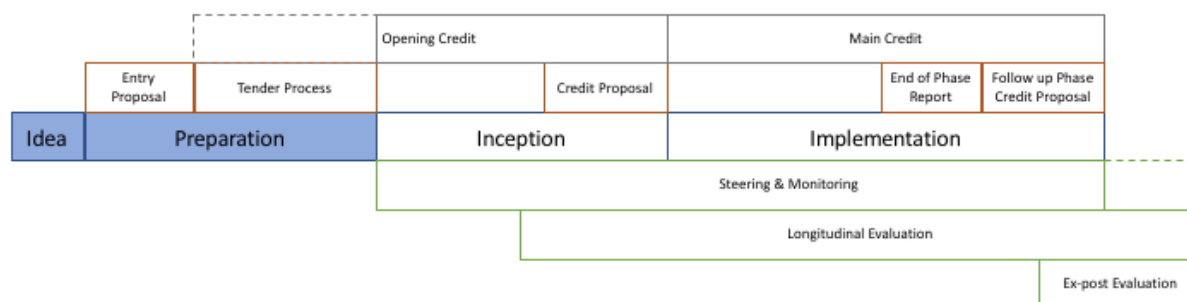


<sup>3</sup> The guidance is seen as “good practice” because it represents a distillation of the broadly applied management practices in SCOs, commented on by implementing partners.

## Contents

<b>1</b>	<b>Project idea and preparation.....</b>	<b>4</b>
1.1	How do I know that a market systems approach is the right way to go?.....	4
1.2	What are the requirements to manage MSD projects?.....	5
1.3	How do MSD programmes fit into the SDC Project Cycle Management? .....	6
1.4	What kind of preparation is needed? Who should be involved in the preparation? How much time should be calculated for preparation? .....	7
1.5	What decisions need to be taken during the preparation phase? .....	8
1.6	Is external support needed for the preparation? What to consider when mandating a consultant for the preparation? .....	10
<b>2</b>	<b>Entry proposal and tender process .....</b>	<b>11</b>
2.1	What is the division of roles between Head Office and SCO in the tender and selection process?.....	11
2.2	What needs to be in an entry proposal? How concrete does the content have to be? .....	12
2.3	What are the different options for tender processes?.....	13
2.4	What needs to be considered when developing the tender document? How specific does the tender document have to be? .....	13
2.5	How to develop selection criteria for implementers? What are characteristics of a good implementer? Should external consultants be used in selection committees? .....	14
2.6	In what cases should the markets already be fixed in the tender document and when should the implementer be allowed to suggest sectors during the inception phase? .....	16
2.7	When can aspects of offers (e.g. budget or project set-up) be negotiated? What to consider for the contracting process? .....	17
<b>3</b>	<b>Inception phase.....</b>	<b>18</b>
3.1	What can be expected by the implementer in the inception phase? What are typical activities in the inception phase? .....	18
3.2	How much involvement of the SCO in the inception phase is needed?.....	19
3.3	What to consider with regards to capacity building on MSD?.....	20
<b>4</b>	<b>Credit proposal and implementation phase.....</b>	<b>23</b>
4.1	When to write the project document and the credit proposal? .....	23
4.2	What needs to be in a credit proposal? How concrete does the content have to be? .....	23
4.3	How should a logframe and budget for an MSD project look like? .....	24
<b>5</b>	<b>Steering and monitoring.....</b>	<b>26</b>
5.1	What are possible steering mechanisms and set-ups for MSD projects? How much involvement of the SCO during implementation is needed?.....	26
5.2	How to handle adaptive management in MSD projects? How big is the flexibility within the various parts of the budget? How flexible is the logframe? .....	27
5.3	What to consider in monitoring of MSD projects? .....	28
5.4	What kind of knowledge management is expected from an MSD project? What is the role of SDC in knowledge management? .....	29
<b>6</b>	<b>Evaluation .....</b>	<b>31</b>
6.1	What to consider regarding the evaluation of MSD projects?.....	31
<b>7</b>	<b>End of phase report and follow up phases .....</b>	<b>33</b>
7.1	What is necessary for the planning of the next phase?.....	33
	<b>Glossary.....</b>	<b>34</b>
	<b>Annex: Dialog option for the tender process.....</b>	<b>35</b>

## 1 Project idea and preparation



At the beginning of every project stands the project idea. The concerned SDC staff has to convince different levels inside the SDC hierarchy of the relevance, feasibility, pertinence, etc. of this new idea. This might require preparation in the form of preliminary analyses and the collection of evidence and previous experiences to support the feasibility of the project idea. The preparation work leads to the elaboration of the entry proposal (see Section 2 Entry proposal).

### 1.1 How do I know that a market systems approach is the right way to go?

#### General considerations

Market systems approaches are effective in situations where poor and marginalised people's livelihoods are dependent on **markets** (terms in bold font are explained in the Glossary at the end of the document). Instead of directly supporting these people, for example by handing out inputs or training them, MSD focuses on modifying the incentives and behaviour of businesses and other market players – public, private, formal and informal – to ensure lasting and large-scale change that is beneficial in the long run. MSD is a catalytic approach with the potential to reach a large number of people in a sustainable way. Existing projects have proven that the approach can provide great value for money compared to other approaches and its principles go beyond traditional sectors and are relevant for basic services like education and health.

MSD does not intend to provide immediate relieve to human suffering. Hence, depending on the target population, MSD alone might not lead to the required tangible results on a specific target group within the time frame of a project. This is usually the case when targeting very poor and disadvantaged/marginalised groups or people in economically underdeveloped areas – i.e. people who struggle to access any market in the first place. In this case, one might plan for interventions as part of the project, e.g. direct provision of skills training to extreme poor, asset transfer to the very poor, to enable these people to engage in a market (labour, product or service markets).

#### Good practice guidance

- In preparation of a project and to be able to answer whether an MSD approach is appropriate, you need to answer the following questions:
  - What do we already know about the context?
  - Who is the intended target group?
  - What other relevant actors are active in the respective areas?
  - Will the dominant working approaches by these other actors allow for a systemic/facilitative approach to be used?
  - What are relevant national priorities?
  - What are relevant activities of other donors?

Voices from the field	
<ul style="list-style-type: none"> <li>MSD is not a dogma but a perspective for analysis and a set of working principles and tools. It is important to understand the potentials and limitations of the approach.</li> </ul>	
<b>Further Resources</b>	The BEAM Exchange provides a <a href="#">general introduction to market systems approaches</a> and <a href="#">practical guidance and resources</a> . The e+i Network's <a href="#">shareweb page on M4P</a> introduces MSD and SDC's approach to Market Systems Development. Also try the <a href="#">smart search</a> of the e+i shareweb.

[Back to Table of Contents](#)

## 1.2 What are the requirements to manage MSD projects?

<p>General considerations</p> <p>The people in SDC who manage portfolios of MSD projects (OPMs) need to know the approach well. They need to understand how MSD works, what it can achieve and how it is different from other approaches. This includes knowing about <b>facilitation</b> and <b>adaptive management</b>. They need to understand about the importance of adaptive management both for project and SCO – level management. MSD uses a lot of special terminology that SDC staff involved in managing these projects need to be familiar with. For some staff, the collaboration with the private sector is also a new idea and the principles and good practices in this regard need to be understood. SCO staff beyond the ones directly involved in the project management need to understand the basic principles of the approach and the differences to other approaches in order to be able to contribute to discussions and exchange experiences. Experience shows that also line managers, heads of cooperation and desk officers can profit from field visits and visits to enterprises to experience their realities.</p> <p>There is a danger that the specificity of the approach leads to the creation of silos of people who know the approach and people who do not understand it.</p>
<p>Good practice guidance</p> <ul style="list-style-type: none"> <li>OPMs should go through an MSD training of one or two weeks. In addition, they should also be exposed to existing projects and other SCOs that have gathered experiences in managing MSD portfolios (see Section 3.3 What to consider with regards to capacity building on MSD?).</li> <li>Organise field visit and visits to enterprises for all staff, including line management, head of cooperation and desk officers.</li> <li>Actively engage in peer-to-peer learning with SDC staff from various SCO's as there are many positive examples and lessons available.</li> <li>Actively reach out to colleagues who are not directly involved in managing MSD projects to explain to them what you are doing and why.</li> </ul>
<p>Voices from the field</p> <ul style="list-style-type: none"> <li>There have been good experiences with separately budgeting for a backstopping mandate for the SCO alongside the project implementation if the staff at the SCO are new to the approach.</li> <li>Sometimes, there are diverging ideas about and definitions of MSD between the SCO and Head Office. This affects the way MSD projects are treated in terms of conceptualisation, documentation, communication, and steering. A similar level of understanding between the Head Office, the SCO and the implementing partners should be achieved.</li> </ul>

<ul style="list-style-type: none"> <li>Beyond personal contacts, being part of a good learning network like the e+i Network is also important.</li> </ul>	
<p><b>Further Resources</b></p>	<p>BEAM curates <a href="#">a page with training opportunities</a> on MSD.</p> <p>The <a href="#">e+i Network</a>, including its face-to-face events, and the <a href="#">BEAM Exchange</a> are good places to be actively involved and establish contacts to other MSD professionals inside and outside SDC.</p>

[Back to Table of Contents](#)

### 1.3 How do MSD programmes fit into the SDC Project Cycle Management?

<p><b>General considerations</b></p> <p>The SDC Project Cycle Management (PCM) is generally appropriate to accommodate MSD programmes. There is, however, a need to be aware of some specificities of MSD programmes. The context MSD projects engage in is <b>complex</b> and dynamic. It is not possible to analyse this context in a short preparation phase and come up with a project design and credit proposal for a multi-year implementation. Only a general picture can be sketched out at the start of the project implementation, detailed activities need to be adaptively planned during implementation.</p> <p>To get an initial understanding of the system and major constraints, it is good practice to start with an inception phase that focuses on context analysis and design (see Section 3 Inception phase). The inception phase is funded through an opening credit. Still, even after an inception phase, much is still unknown and can change. Hence, adaptive programme management is critical to deliver successful MSD projects.</p> <p>Good experiences have been collected within SDC in using this approach of funding an inception phase through the opening credit and SDC staff is encouraged to reach out to colleagues who have relevant experiences (for SDC staff, other members of the e+i Network can be contacted via the internal distribution lists DEZA E_I HQ and _DEZA E_I COOF respectively or the contact database on the e+i shareweb).</p>
<p><b>Good practice guidance</b></p> <ul style="list-style-type: none"> <li>Finance the preparation of the project AND an inception phase with an opening credit.</li> <li>During the inception phase, the implementing partner will develop a project document with an initial portfolio of interventions and logframe that you can use as the basis for the credit proposal.</li> </ul>
<p><b>Voices from the field</b></p> <ul style="list-style-type: none"> <li>The inception phase gives the SCO clarity about of the project’s strategic approach and team composition.</li> </ul>

[Back to Table of Contents](#)

- 1.4 What kind of preparation is needed?  
Who should be involved in the preparation?  
How much time should be calculated for preparation?

#### General considerations

Once the decision has been made that a market systems approach is the right way to go, the preparation phase needs to develop the basis for the entry proposal. The preparation phase should involve all staff that are going to be involved in managing the project so they improve their own understanding of the context. This is important later when they discuss interventions with the implementing partner.

A feasibility study should be conducted and will provide the key ingredients for an entry proposal and the tender document.

As part of the preparation, particularly in contexts where this is a new approach, SDC needs to create awareness of the approach among key stakeholders, including the partner government and other donors. Expectations of these stakeholders need to be managed. A market systems approach is different from other development work. Results are generated more slowly, which can be a problem if for example the partner government is pushing for quick results.

There is no hard and fast rule on how long preparation takes. If the approach is new for an SCO, enough time needs to be calculated, as SCO staff needs to learn about the approach. Based on existing experiences, the minimum time to start from scratch includes some preparatory work of 1-2 months plus the elaboration of the entry proposal plus tender document and procedure of 6-7 months. Hence, if everything runs smoothly, 9 months is the absolute minimum time that needs to be calculated until the inception phase can start.

#### Good practice guidance

- A feasibility study should be implemented containing the following elements:
  - A context analysis to understand the context in which the project will be implemented.
  - In fragile and conflict affected contexts, causes and drivers of fragility and conflict as well as conflict dynamics must be identified so that the project can best contribute to the reduction of fragility.
  - A first assessment of potential markets/**sectors** that have growth potential for the target groups including a stakeholder analysis, first indications of constraints and market failures hampering inclusive growth, and opportunities on which to base first ideas or elements of intervention strategies.
- Based on these preliminary studies, develop an initial strategic framework. This framework will constitute the foundation for the whole project. Also define the preliminary impact goal and outcome(s) of the project. It is important that the initial strategic framework clearly shows a focus on systemic change. However, the exact areas of change should be left open at this stage.

### Voices from the field

- The feasibility study can include an assessment of potential local partner organisations with regards to their understanding of market systems – although this should not bias the selection of offers that include any of these organisations.
- It is often a challenge that market systems approaches are still not well known in some countries. To enable a discussion with potential partners as well as other donors, SDC can use case studies from existing successful projects. These studies are the basis to ignite interest in the approach and move partners to collaborate with MSD projects.
- Sometimes it is not easy to sell MSD projects to the partner governments. Especially if there are popular governments that expect that projects will provide funds for the poor directly. SDC needs to be clear on what systemic approaches are about to make them interesting for the partner governments. The aspect of sustainability is thereby very central. The term ‘Market Systems Development’ seems to resonate more with public and private partners than ‘M4P’. The term seems to be catchier, also with regards to being ‘systemic’.
- In situations where market-focused approaches might not be appreciated by local counterparts, SDC and implementers can convene discussions around outreach, impact and sustainability of projects rather than around “market-focused” versus “other” approaches. In these cases, a focus on the “what” SDC is planning to achieve rather than on the “how” it is planning to achieve it will facilitate discussions. It is also important to overcome common misconceptions, for example that MSD directly supports the business of one person or subsidises businesses in general.

<b>Further Resources</b>	<p>To help you develop the initial strategic framework, BEAM provides <a href="#">guidance on strategy</a>.</p> <p>BEAM provides curated <a href="#">project snapshots</a> that showcase selected MSD programmes as well as a large number of <a href="#">case studies in its resource library</a>. The e+i shareweb <a href="#">smart search</a> lists <a href="#">relevant SDC project</a>.</p> <p>The <a href="#">shareweb</a> of SDC’s Conflict and Human Rights network provides more information and guidance for conflict sensitive programme management.</p>
--------------------------	--

[Back to Table of Contents](#)

### 1.5 What decisions need to be taken during the preparation phase?

#### General considerations

The project should not be over-defined during the preparation phase. Most of the analysis and initial interactions with the potential partners in the market is only happening during the inception phase. There needs to be enough space to make the most important design decisions during the inception phase together with the implementer.

At the same time, the openness and flexibility of the market systems approach should not be taken as an excuse not to be concrete about what SDC wants to achieve. Clear goals and milestones need to be defined while the way to get there should be left open.

An important decision is on the length of the inception phase. This depends on the knowledge about the selected markets already available to SDC. This should not only be analytical knowledge but whether something has been tried already – knowledge on what works and what does not. It also depends on the dynamism of that market, i.e. how quickly this knowledge is outdated. The less you know about a market and the more dynamic it is, the longer the inception phase should be to establish a sound basis for a project.



### Good practice guidance

- Together with your colleagues, you need to take the following decisions during preparation:
  - *Objectives*: Based on the understanding of the context and the initial strategic framework, decide what your objectives are. The objectives need to be realistic as to what can be achieved by a project. The objectives need to be clear but broad in the beginning as they will be concretised during the inception. The detailed steps to achieve the objectives should be left open for the implementer.
  - *Target groups*: Define the target group, including any specification about specific target groups like youth, women, etc. if required.
  - *Cross-cutting issues*: Decide what cross cutting issues such as gender, disaster risk reduction, conflict, good governance, etc. the project should include. Be aware, though, that one project cannot do everything.
  - *Project area*: Define the geographic areas where the project will be implemented. Decide whether the project implementation has to take place in SDC's focus areas or if it can also work in other areas that are important for the relevant market systems.
  - *Budget*: At this point only the budget for the inception phase needs to be fixed. The budget for the implementation can be indicative and is further refined during the inception phase and elaboration of the project document and credit proposal. The overall budget has to be realistic to achieve the given goals but should not put pressure on the project to have the money spent. In addition to the project budget, a part of the budget can be set aside for a backstopper for the SCO, particularly if there is no experience in the SCO for managing MSD projects.
  - *Project set-up*: there are various options to set up a project, for example having one consortium implementing the whole project or splitting the projects into two lots, one for implementation and one for backstopping of the implementer. Pros and cons for each option need to be weighed in the given context (see voices from the field below for a number of pros and cons).
  - *Length of the inception phase*: the length of the inception phase has to be adapted to the existing knowledge and the dynamism of the context (see Section 3 Inception phase). There is no hard and fast rule as to the length of the inception phase but as a rule of thumb, 12 months have shown to be a good length. You need to take into account the seasonality of the products of the chosen sector (if any).
  - *Length of the project*: how long is the overall project going to last (number of phases and number of years per phase).
  - *Evaluation*: the kind of evaluation that is planned for the project needs to be defined before the start of the project, especially if a before-after comparison is desired (see also Section 6 Evaluation). If a **longitudinal evaluation** is planned, the evaluation mandate needs to be tendered at the same time or shortly after the main project implementation mandate.
- Inception phases are generally funded through opening credits. Opening credits are limited to 18 months. There is, however, an option to extend this timeframe.

### Voices from the field

- The selection of cross cutting issues to include in the project can potentially have an influence on how the project is designed and even how intervention sectors are selected. The choice of cross-cutting issue should be well thought through and potential effects on project design and implementation should be assessed.
- There is a broad agreement that MSD cannot be planned in detail, so an overly long inception phase, such as 18 months, does not make sense. At the same time, there is also the opinion that having enough time for comprehensive analyses and initial piloting of intervention in the inception phase will help to develop a better and more robust credit proposal.

- If the implementing team is new to MSD, the inception phase needs to take into account the time needed to train the team. A mix of training and coaching on the job is advised to get the team going with analysis and initial experimental interventions early on (also see Section 3.3 What to consider with regards to capacity building on MSD?).
- If the implementation and backstopping are tendered in separate lots, local organisations have bigger chances to bid for the implementation part, as they do not necessarily need the same level of experience in MSD. On the other hand, there is a risk that the implementer and backstopper do not get along as they did not ‘choose each other’, putting the whole project in jeopardy.
- As MSD projects might take longer to generate initial results, it should be considered to plan the first phase for 4 or even 5 years.

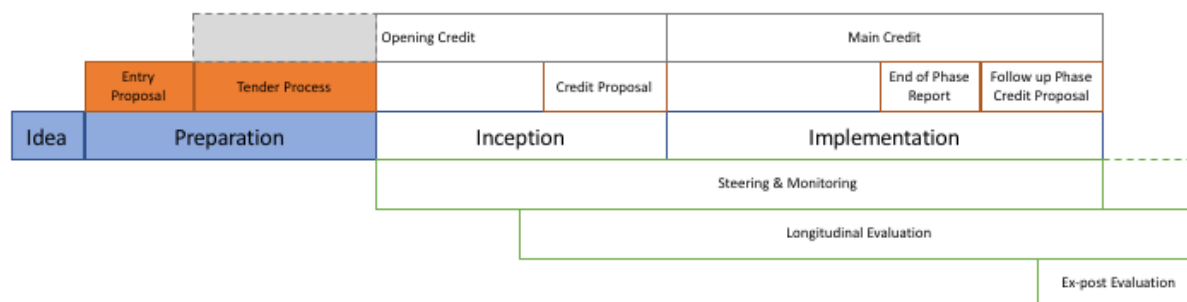
<b>Further Resources</b>	Separate guidance is available for addressing particular target groups through MSD programmes, for example the SDC guidance on <a href="#">Mainstreaming Women Economic Empowerment in Market Systems Development</a> .
--------------------------	---

[Back to Table of Contents](#)

## 1.6 Is external support needed for the preparation? What to consider when mandating a consultant for the preparation?

<p><b>General considerations</b></p> <p>An external consultant can be very helpful in supporting the SCO through all the phases of the management of an MSD process or just for some specific tasks like to conduct the feasibility study or other assessments. The decision if an external consultant is needed to support the SCO depends on the situation of the SCO. Two considerations are important: is there time available to collect enough information by the staff and is the staff capacity in the SCO appropriate to design an MSD project.</p> <p>A consultant should, however, not take all the work from the SCO staff as they also need to develop their understanding of the approach and context. When a consultant is engaged, the responsible staff members at the SCO still need to be closely involved. They need to develop a sound knowledge of the context and learn about MSD themselves. This will enable them to be meaningfully involved in project set up and steering.</p>
<p><b>Good practice guidance</b></p> <ul style="list-style-type: none"> <li>• If you engage an external consultant/backstopper, do this at an early stage of preparation so that the resulting studies and project proposal are coherent with the understanding of both the SCO and the consultant.</li> <li>• Avoid a conflict of interest, remind the consultant that he/she and her/his organisation are naturally excluded from the tender process.</li> </ul>
<p><b>Voices from the field</b></p> <ul style="list-style-type: none"> <li>• The risk of using an external consultant to do a feasibility study or context analysis is that often such consultants bring their own beliefs and experiences, particularly if they are technical experts in a sector. Thus, their recommendations are sometimes based on individual experiences rather than the market analysis. Therefore, the SCO team should be knowledgeable enough to take a step back and look critically at the recommendations.</li> <li>• If a consultant is engaged during the preparation, he/she can further support the SCO during the project inception and implementation as a backstopper, particularly if there is not much experience within the SCO. Some SCO’s find it helpful if the backstopper can also challenge the position of SDC to stimulate the internal discussion.</li> </ul>

## 2 Entry proposal and tender process



The project idea becomes formal with the entry proposal. The approval of the entry proposal provides the SCO with *backing* (management is supporting the idea), *time* (to solve open issues, implement an inception phase and elaborate a project document), and *resources*. Once the entry proposal with the opening credit for the inception phase is approved, the selection of the implementing agency or consortium can start. The tender process contains the elaboration and publication of the tender documents, the selection of the implementer following set criteria and the contracting of the implementer.

### 2.1 What is the division of roles between Head Office and SCO in the tender and selection process?

#### General considerations

The representation of the Head Office in the evaluation of bids is mandatory (SDC guidelines). Head office thus needs to be involved early and informed about results of the preparatory work.

#### Good practice guidance

- The desk at Head Office provides strategic support and helps with administrative PCM work, SCO concentrates on content and owns the process.
- The Competence Centre Contracts and Procurements at Head Office supports the process where needed.
- Start the dialogue with Head Office already during preparation to develop a common understanding of the context and goals. The responsible desk officer at Head Office must be kept up to date about the preparation and findings.
- During preparation, reach out to colleagues and peers who have experiences in managing MSD project portfolios to be able to build on their lessons and recommendations.

#### Voices from the field

- Desk officers are important allies to defend the project proposal in the operations committees.
- Unclear division of roles both within the SCO as well as between the SCO and the Head Office can lead to considerable delays in a tender process.

[Back to Table of Contents](#)

## 2.2 What needs to be in an entry proposal? How concrete does the content have to be?

### General considerations

The approval documents (entry proposal and credit proposal) require some level of specificity about what activities the project is going to implement and what results it is intending to achieve. The uncertainties inherent to MSD, however, make it difficult to exactly define what is going to be done on an activity level during the project implementation. Some things need to be decided once the project team is immersed in the context and has built relationships with stakeholders. The context is dynamic and changes so some things might be changed during implementation.

This is particularly true for the entry proposal as the substantive context and market analysis is conducted only during the inception phase. Many aspects of the design of the project, including selection of the market systems, local partners, and definition of feasible targets depend on the results of these analyses. Therefore, the information available to elaborate an entry proposal is often limited. Nevertheless, enough preparatory work needs to be done to give a clear idea of how the project will likely look like and what it is likely to achieve (see also Section 1.5 What decisions need to be taken during the preparation phase?).

Entry proposals describe how the interventions are planned to work in principle, substantiated by examples of how it has worked before in other contexts where similar approaches were used. In addition, cost-benefit ratios based on preliminary calculations can be added. This should suffice for the entry proposal to be approved.

### Good practice guidance

- In the entry proposal, go beyond the theoretical description of the MSD approach; a concrete strategic framework, intended project outcomes, some indications on potential sectors, constraints, and the intention of interventions need to be included.
- Generally, do not define concrete interventions and activities before the inception phase; for illustration purposes, an entry proposal can contain references to typical MSD interventions of other existing projects.

### Voices from the field

- Sometimes there is a divergence between what the operation committees want to see in entry proposals and the level of specificity that MSD allows. Senior management at times is reluctant to approve entry proposals having the feeling to sign a blank check. It is therefore important to be very clear about the approach chosen, the process on how more certainty will be created and to communicate early on with members of the operations committee to make sure the answers to their questions are part of the entry proposal. At the same time, entry proposals can refer to other projects where the approach has been applied successfully before.

[Back to Table of Contents](#)

## 2.3 What are the different options for tender processes?

### General considerations

There are different options for how to tender a project in SDC:

- *Open tender process*: The tender document is specific, defining interventions and goals; the bidder is selected based on the best offer following a number of pre-defined criteria.
- *Selective tender process*: same as above, but an Expression of Interest (EoI) stage precedes the actual technical offer. Only bidders that are pre-selected based on the EoI are invited to submit a technical offer.
- *Open/selective tender process with dialogue*: Following an open or selective tender, a small number of bidders is invited to enter a dialogue. The final technical offers are developed in a dialogue between SDC and each bidder, whereas the bidders are paid for the time invested in the elaboration of the technical proposal. At the end, the bidder with the best technical offer coming out of the dialogue is selected (See Annex: Dialog option for the tender process)

A middle way between the open/selective tender and the option with dialog is to invite the bidders to develop an alternative offer following their own ideas on how they could reach the intended objectives. Alternatives are submitted in addition to an offer that follows the requirements of the tender document.

### Good practice guidance

- Though the selective tender process needs more time it is the better option. It allows to pre-select bidders that understand and have experiences with the MSD approach.
- Additional to the documents submitted by the bidders, invite the best bidders to present their proposal in person and interact directly with the selection committee.

### Voices from the field

- The dialogue option has not been widely used yet but seems to fit well to the MSD approach as projects usually start with very general ideas and get concretised over time based on increasing knowledge of the market system.
- The dialogue option may even lead to a participative planning process involving external experts and SDC staff.

[Back to Table of Contents](#)

## 2.4 What needs to be considered when developing the tender document? How specific does the tender document have to be?

### General considerations

A balance between specificity and openness is important. The tender document needs to be specific enough to elicit an offer that can reach the defined needs and objectives, but open enough to be flexible and encourage bidders to come up with innovative project proposals.

In addition, the tender document needs to be context specific, not generic; the people writing the tender document need to have enough local knowledge. The results of the preliminary studies need to be used in the tender document to supply information on the context to the potential bidders.

If SDC intends to build the capacity of local organisations to implement MSD projects, this needs to be clearly stated in the tender document.

### Good practice guidance

- When writing the tender document, be clear in that an MSD approach is asked for.
- Clearly reflect objectives (impact, outcomes) of the project, i.e. what should change in the system, in the tender document. The bidder should, however, largely be able to define *how* the change will be achieved within the given time frame.
- Be as concrete and accurate as possible regarding the description of constraints and intervention strategies.
- In a tender document, you can define parts that are defined as ‘must have’ and are expected in every offer and parts that are optional or that can be suggested by the bidders.
- Make it clear what the implementer needs to do during the inception phase so concrete results can be achieved that are needed to elaborate the project document.
- If capacity building of local entities is part of the project purpose, then you must clearly state this in the tender document. Similarly, make it clear if advancing the MSD approach in the given context is a goal of the project. Consequently, resources for that can be planned and performance criteria developed.
- In the tender document, you need to ask for a monitoring system that is either compliant with or comparable to the DCED Standard.
- Avoid MSD slang to the extent possible.

### Voices from the field

- A more ambiguous tender document is positive in a way that it allows bidders to submit innovative ideas but it needs to have some specificity in order to get concrete offers explaining what the bidders are intending to do. The more carefully the tender document is developed based on preliminary studies, the more appropriate the offers will be.
- The tender document should challenge bidders to go as deep as possible into the context in order to get a good idea about their knowledge and experience.
- Allow bidders enough space for writing a good offer; be aware of timing, don’t publish tender documents before holidays and give enough time for preparation of the offer.

### [Back to Table of Contents](#)

- 2.5 How to develop selection criteria for implementers?  
 What are characteristics of a good implementer?  
 Should external consultants be used in selection committees?

### General considerations

Selection criteria must be designed to select organisations or consortia that have experience with MSD and can show enough local knowledge and experience. This balance of knowledge about the approach and local knowledge should also be reflected in the evaluation criteria.

In MSD, activities the implementer will have to do can change in the dynamic contexts of markets. Hence, selection of a potential implementing agency or consortium needs to give special attention to the capacities and experiences of the selected organisation and proposed team to analyse a context and adapt interventions dynamically based on continuous learning.

It is critical to find the right implementer for an MSD project. This concerns both the implementing organisation and the support it can provide to the project and the team composition, including the team leader. The implementing team needs to be able to take ownership of the project and have a good working relationship with private and public partners. To be successful with MSD, the team needs to have an open mind and be creative. To be able to manage a project adaptively, the initial competencies of each team member are less important than the overall ability of the team to learn continuously and improve their capacities on the job.

External consultants can be a valuable support in the selection committee.

#### Good practice guidance

- Develop selection criteria for the bidder already together with the tender document.
- Besides the general assessment criteria of projects, important elements to include in the selection criteria for MSD are
  - experience in MSD,
  - local knowledge,
  - excellent project management skills,
  - participation of local human resources in the project team,
  - a flexible and open minded approach,
  - high analytical capacities (capacity to constantly analyse the context and results, and to re-orient activities if they do not bring the expected results)
  - entrepreneurial mind-set,
  - creativity,
  - existence of in-house expertise and knowledge management systems on MSD.
- While the team leader is crucially important, pay attention to the wider management team suggested by the implementer. Furthermore, do not only assess the team based on the CVs of the suggested team members but also on the organisational processes of training, mentoring and coaching suggested by the implementer.
- Make sure that key staff proposed by the bidders will still be available for the project's inception and implementation. This can include require key staff to sign a letter of availability and exclusivity.
- Keep the selection process short, if possible not more than 90 days, to ensure that the team members proposed by the bidder are still available.
- In the selection criteria, replace the "balanced budget" criterion with value for money considerations such as outreach, net present value created, cost-benefit relations, cost-effectiveness or other value for money concepts adapted to the specific project objectives.
- If an external consultant is involved in the selection committee, you can decide whether they participate with vote and voice or only voice.

#### Voices from the field

- One option to keep key staff available and committed between when the offer is submitted and the contract is signed is to oblige bidders to have letters signed by each potential team member. In these letters, they state which position they would occupy, that they are aware of contracting & mobilisation schedules, that they know the terms they are offered in the bid, and that they confirm to take up the jobs under those conditions. Those letters are addressed to SDC, thereby establishing a contractual obligation between the persons and SDC.
- It is essential to find the right balance between knowledge on MSD and local and/or technical knowledge in the field the project works in. For example, in a project focusing on the labour market, an MSD expert without an experience in the area would be a bit of tricky selection. At the same time, hiring a technical expert on labour markets without knowledge on MSD runs the risk of this person promoting his/her solutions rather than facilitating change.
- Often in the received offers expenditures for experts is the biggest part (parts 1-3 in SDC's SOR budget template). At the same time, SDC practice is to try to get a balance between the expenditures for experts and fiduciary funds (part 4). Yet MSD projects are human resource intensive by focusing on facilitation activities. The balance between the two sides of the budget needs to be considered in the light of the planned interventions and the value they are supposed to create.
- Finding an implementing consortium that includes a local partner that has already

<p>knowledge about and experience in working in a chosen sector can give a consortium a head start and make it likely that they achieve results earlier. On the other hand, there is a risk that they might resist changing market sector in case the work in the selected sector is not working out. Working with a local implementer often requires additional time and budget to be planned for capacity building.</p>	
<p><b>Further Resources</b></p>	<p>Further information on <a href="#">value for money assessments</a> can be found on the BEAM website. Furthermore, support should be asked for from the e+i Focal Point and the SDC Quality Assurance division.</p>

[Back to Table of Contents](#)

2.6 In what cases should the markets already be fixed in the tender document and when should the implementer be allowed to suggest sectors during the inception phase?

<p><b>General considerations</b></p> <p>Market system/sector selection depends on the extent to which SDC knows the context and situation when tendering a project. If that knowledge is good, SDC can narrow down market systems for a project. These considerations will also be based on SDC sector policies and country strategies as well as national or local development strategies and priorities.</p> <p>From an MSD perspective, the preferred solution is for SDC and the implementer to select the market system together during the inception phase, based on results of the market analyses and initial interactions with market actors. Experience shows that it might even be necessary to drop some market systems or add new ones during the implementation. Hence, projects need to remain able to adapt to new insights and learning as well as changes in the markets' dynamics.</p>
<p><b>Good practice guidance</b></p> <ul style="list-style-type: none"> <li>• Base your decision which market systems to include in the tender as far as possible on market research. If such research is not available during preparation, make the selection only during the inception phase after the appropriate market analyses.</li> <li>• If you leave the selection of market systems to the bidder, you will have to clearly stipulate the selection criteria, including cross-cutting issues, or develop them early on together with the implementer.</li> <li>• You can provide a pre-selection of market systems from which the bidder can choose in the tender document.</li> <li>• To select market systems for MSD, a balance needs to be found between relevance, opportunity and feasibility (see further resources below for an explanation of these three dimensions).</li> </ul>
<p><b>Voices from the field</b></p> <ul style="list-style-type: none"> <li>• Choosing a market system jointly by SDC and the implementer creates ownership and understanding and provides a solid ground for a good collaboration during implementation.</li> <li>• A possibility to select market systems during the inception phase is to have a panel of sector experts that can orientate the project and SCO to assess the sector analyses and the selection of sectors. It is important to bring systemic change and sector expertise together.</li> <li>• If the selection of market systems is left completely to the implementer, it can come to surprising choices. Selected market systems could for example include ones that were not part of any preliminary study and where there is only little knowledge available in the SCO. This can make it difficult for SDC staff to defend the selection during the project approval process. Also, if the selection of market systems is left up to bidders or implementers, they may be prone to select those which are closer to their competencies rather than offering the</li> </ul>



<p>best opportunities to the target group.</p> <ul style="list-style-type: none"> <li>When selecting a market system, SCO staff should look towards creating synergies between the selected market system and other Swiss projects who may work in the same or complementary sectors.</li> </ul>	
<p><b>Further Resources</b></p>	<p>Further information on market selection can be found in the BEAM Guidance on strategy – <a href="#">selecting the market system</a>.</p>

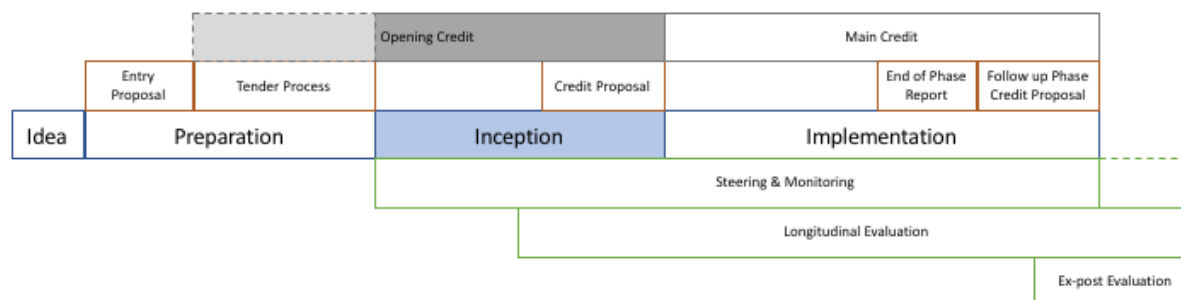
[Back to Table of Contents](#)

2.7 When can aspects of offers (e.g. budget or project set-up) be negotiated?  
What to consider for the contracting process?

<p><b>General considerations</b></p> <p>Negotiations with the bidders can only be done before the final selection. These negotiations should include the bidders that have the potential to reach the requirements of SDC also if there is only one. After the selection, only details can be changed, if they do not potentially influence the original ranking of bidders.</p> <p>It is crucial to include or consult with SDC finance staff during negotiations and contracting.</p>
<p><b>Good practice guidance</b></p> <ul style="list-style-type: none"> <li>Put enough time aside for negotiation and contracting.</li> <li>Unfortunately, we do not have guidance how to conduct negotiation and contracting. As this goes beyond MSD projects, SDC needs internally to elaborate good practice on this.</li> </ul>
<p><b>Voices from the field</b></p> <ul style="list-style-type: none"> <li>There is a trade off in the selected duration of the contract with the implementer. Some see it as generally better to have shorter contract durations so the performance can be re-evaluated more often. On the other hand, implementers might not invest in long-term, more systemic interventions if they only have a short contract but focus on delivering short-term results to get their contract extended.</li> <li>In the contract, it must be clear that if the partner does not deliver or does not adhere to MSD principles, the contract will be terminated. This has been done before by SDC and although it is not the preferred option, it always should be one of the options to ensure effective programmes.</li> </ul>

[Back to Table of Contents](#)

### 3 Inception phase



It is recommended to set out on a new MSD project with an inception phase, followed by the actual implementation phase. An inception phase is a period in the beginning of a new MSD project during which the project team is recruited and operations are set up. This is also the time when the main context analyses are made, markets are analysed, key constraints are identified, and stakeholder analyses performed.

#### 3.1 What can be expected by the implementer in the inception phase? What are typical activities in the inception phase?

##### General considerations

The focus of the inception phase should be to first set up operations of the project, train the team (where necessary) and then conduct market and context analyses and prepare an opening portfolio of sectors and intervention strategies that are described in the project document. The inception phase should be a “research and action” phase.

The inception phase needs to be based on a common understanding between the SCO and the implementing organisation on the expected results of the phase, captured in a joint agreement. The typical activities of the inception phase are various analyses of the market system. The inception phase should, however, not consist of purely analysis but ideally of action research, too, i.e. some interventions should already be tested during the inception phase.

##### Good practice guidance

- Be clear that you will closely accompany the implementing organisation and project team on the journey through the project (see 3.2 How much involvement of the SCO in the inception phase is needed?).
- If needed, you or a consultant hired by the SCO can support the implementing partner in elaborating the project document for the inception phase to keep it in line with the needs and intentions of SDC.
- If implementation and backstopping are separate mandates, make sure that the backstopper takes on a strategic advisory position and does not take over the role of project leader. The latter would be detrimental for building capacities of local implementers for a long-term application of MSD and for building the local implementers’ facilitator role.
- The inception phase typically contains activities such as (list not exhaustive or prescriptive):
  - Setting up of the project (set up of office, recruiting of the team, etc.)
  - Training of the team, combined with on-going coaching and mentoring
  - Developing a work plan for the inception phase with milestones and deliverables
  - Developing and setting-up the project management processes that allow for continuous learning and adaptive management
  - Running various analyses (context, markets, stakeholders) to gain a deep understanding of the relevant market systems

<ul style="list-style-type: none"> <li>○ Piloting of initial ideas with partners to test their feasibility and at the same time assess the capacity and reliability of partners</li> <li>○ Developing and setting-up the monitoring and reporting system</li> </ul>	
<p><b>Voices from the field</b></p> <ul style="list-style-type: none"> <li>• It is advisable to give the project a low profile during the inception phase. There is a tendency to promote the inception phase as the start of the project with heightened expectations all around and makes it difficult for the project to do an objective analysis. It will lead to pressure from line ministries, big businesses and chambers of commerce among others.</li> <li>• In MSD, the design of a project that was chosen during the inception phase needs to remain flexible to respond to the economic environment and possibilities for innovations in business models by firms. Hence, design and implementation cannot be separated. The inception phase cannot deliver a finished project design that can then only be implemented without further adjustments.</li> <li>• A combination of research and action reduces the risk of an inception phase leading to “overanalysis” and “overplanning”, resulting in being stuck in a detailed plan and having difficulty to pick up opportunities. In order to help gain clarity on which intervention has potential, the project should also use information from other projects to make estimations about cost/benefit ratios to justify planning activities. One needs to think beyond the specific case in the specific country and include what has worked elsewhere.</li> <li>• At the end of the inception phase, the biggest difficulty is to have concrete intervention lines and clear outputs and outcomes defined. Designing the logframe is the trickiest part because it calls for quantitative targets and indicators that are feasible to be set and delivered in the 3-4 years’ timeframe of the programme.</li> <li>• It is also critical for the projects to find the right partners to work with. The partners should not only come from the private sector but also include different layers of government and administration as potential partners. In terms of the private sector, it is important to consider working with larger companies in order to ensure that a project reaches a large number of people. Larger companies often initially do not recognise market potential in more rural areas with smaller stakeholders but when they are convinced they can have a much broader impact.</li> </ul>	
<p><b>Further Resources</b></p>	<p>BEAM provides guidance on <a href="#">market analysis</a> and <a href="#">development of intervention strategies</a>.</p>

[Back to Table of Contents](#)

### 3.2 How much involvement of the SCO in the inception phase is needed?

#### General considerations

The biggest challenge during the inception phase is to get a new team set up in a relatively short period, build their capacity on MSD and at the same time deliver solid analyses and intervention strategies in view of the main implementation phase.

It often takes considerable time for a project implementation unit to become operational. Also, analysing markets and develop a basic understanding of their functioning, structures and dynamics is a time-consuming task.

There needs to be a balance between OPM’s involvement in the inception phase process and leaving enough space for the implementer to develop the necessary ownership and avoid micro-management.

### Good practice guidance

- Keep track on what is going on in the project. Connect with the project at least on a bi-weekly or monthly basis and intervene if progress is not satisfactory. Separate between management, strategic and operational aspects.
- Seek frequent face-to-face contact with the implementing team and accompany field work to gain an understanding of the market. Do not rely on reports only. Also other SCO staff, not only directly involved OPM, and even heads of cooperation should occasionally participate in field visits to understand the operational reality of the project.
- Keep an eye on staff capacity and their ability to use MSD principles as this will determine the team's effectiveness in delivering results.
- Be actively involved in discussions and decision-making for example in market system selection or when the project struggles to keep to the time line, for example due to difficulties in recruiting capable staff.

### Voices from the field

- Sometimes, partners have a tendency to keep SDC out of the loop, as they don't see it as SDC's role to be closely involved overseeing the inception phase. It is important that the implementer works towards building trust with the OPM – they need to be transparent and openly approach the OPM if there are problems.
- The OPM should build up his/her understanding and knowledge about the markets and the project strategy as this will make it easier for her/him to defend the project during the approval process.
- The ability of the team to use MSD principles is critical. In one concrete case, an implementing organisation was also implementing other projects that did direct delivery. The teams of the different projects were sitting together in one building so the MSD team was always influenced by the teams doing direct delivery. SDC mandated the organisation to separate the M4P team into another building.

[Back to Table of Contents](#)

### 3.3 What to consider with regards to capacity building on MSD?

#### General considerations

Capacities to understand and implement MSD need to be built both at the level of the implementing teams but also at the level of the SCO. In many countries, MSD capacities are not available locally. SDC can look for the capacities internationally by seeking for an international implementer or an international backstopper for local implementers. Even internationally, however, capacity to implement MSD projects is limited. Hence, SDC and its implementing partners need to invest in building MSD capacities.

Capacity building is a continuous process. It is about building organisational ecosystems that support functions and processes that enable high-performance teams. Capacity building should be about building diverse teams with good understanding of local contexts and a relevant set of technical skills.

Classroom-based training is just a small component of a much broader, multi-dimensional and iterative process that must combine on-the-job training, cycles of trial and error, learning reviews, coaching, mentoring, communities of practice and peer-learning networks.

Furthermore, capacity building is not just about individuals; it includes programme teams and the organisations within which they function.

### Good practice guidance

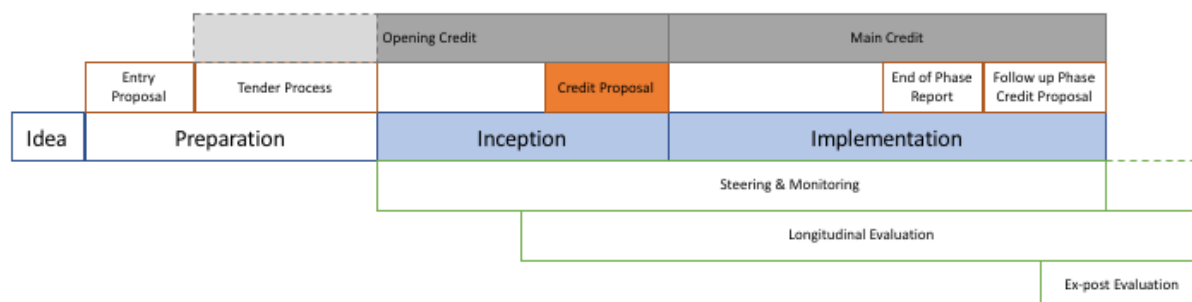
- You need to make sure that the capacity for MSD is available both at the level of the implementing team but also at the SCO.
- Consider planning for a backstopping mandate for the SCO to build SDC staff's capacity and to coach you and your colleagues in MSD. This backstopping mandate can also include training and coaching for the key staff of the project teams.
- A part of the project budget should be reserved for capacity building. This budget can become smaller over time but should be sustained to cover training for new staff and further training for existing staff.
- Make sure that capacity building is a continuous process, not a one-off visit to an international training. Explicitly plan capacity building during the project cycle. Capacity building should consist of classroom trainings combined with coaching and mentoring arrangements and exchanges between projects and organisations. As OPM, you should be involved as much as possible in these activities and also seek peer support and exchange from within SDC.
- Make sure organisations use their in-house capacity as far as possible for on-the-job coaching and backstopping of the team and that this is reflected in the budget.

### Voices from the field

- SDC can support the implementing organisation to get the team composition right for example by jointly advertising for team leaders or by offering support in capacity building of the staff.
- Consider joint initial training of SDC staff and the implementing teams as this helps to build a common understanding, builds relationships and trust.
- SDC can support the capacity building of the implementation team through a dedicated backstopping mandate. At the same time, implementing partners should be encouraged to also invest resources in their staff. If SDC is committed to the MSD approach and makes this known to implementers, it is more likely that they will invest their own resources in long-term staff capacity.
- Exchange visits and extended internships or secondments of staff (both from an implementing partner and the SCO) into a more mature project could be a way to build team members' capacity. Exchanges are not only useful in the inception or start-up phase but should be a continuous modality of developing a team's capacity.
- Bringing together different SDC projects and partner organisations to share and exchange experiences is a good way to build capacity of the involved teams and of the SCO staff.
- There is one view that for SDC to directly build capacities of the local implementers is preferable because international implementers have limited interest to help local organisations as they might then compete with them for future donor funding.
- Developing the project implementation capacities in developing countries should be an additional objective of SDC. It has a much higher value-for-money effect for those countries and accelerates development. This does, however, take time and needs specific resources to be allocated.
- Consider translating key documentation into relevant local languages and hold events in local languages to allow people who do not speak English – which is the language of most documentation on MSD – to learn about the approach and contribute with their expertise and experience.

<p><b>Further Resources</b></p>	<p>BEAM commissioned a <a href="#">detailed analysis of the capacity building system</a> around Market Systems Development, which also includes recommendations for donors. In addition, BEAM developed a <a href="#">policy brief on building capacity for market systems development</a>.</p> <p>The Market Facilitation Clinics, piloted by BEAM and SEEP, have helped practitioners in different contexts to come together to learn around shared challenges. SEEP has published a <a href="#">how to guide</a> on facilitating these clinics.</p>
---------------------------------	--

## 4 Credit proposal and implementation phase



To get approval for the main implementation of the project, a credit proposal needs to be elaborated and submitted to SDC. The credit proposal includes the implementation of the first implementation phase of the project starting after the inception phase.

### 4.1 When to write the project document and the credit proposal?

#### General considerations

In most cases, it may be advisable to write the credit proposal towards the end of the inception phase. To avoid a funding-gap between the inception phase and the implementation phase, the SCO needs to start working on the credit proposal in parallel to on-going analysis work in the project, i.e. before the final project document is available. This requires relatively close involvement of the OPM to keep updated on activities and results in the project.

#### Good practice guidance

- Start the development of the credit proposal as early as possible to avoid a funding gap after the inception phase. Three months are needed for the approval, which means the credit proposal needs to be ready at least three months before the end of the inception phase. This is crucial to ensure retention of good staff at implementer level between inception phase and implementation phase.
- You need to do two contracts: one for the inception phase and a second contract once the project document for the implementation phase is elaborated and the credit proposal approved.

#### [Back to Table of Contents](#)

### 4.2 What needs to be in a credit proposal? How concrete does the content have to be?

#### General considerations

Project document and credit proposal must be much more concrete than the entry proposal. Normally, at this stage the implementer has already worked for several months and done more in depth assessments. Markets/sectors, constraints and preliminary intervention strategies must be described in much more detail, but remain sufficiently open to allow the project to adapt according to the sector dynamics. MSD projects need to be managed adaptively, so that in changing circumstances or when the project finds an intervention does not work, the project can adapt even during implementation. This might mean changes in how constraints in a market are approached but it might also mean to change the sector entirely.

### Good practice guidance

- You need to sketch out a preliminary intervention portfolio with a plausible, reasonable quantification of objectives (outreach, net additional income, etc.). This should enable you to get an estimation of cost effectiveness/cost-benefit ratio and answer wider value for money questions, e.g. are beneficiaries benefiting at the scale MSD programmes usually promise.
- At the same time, you need to make clear that things can change and that the project needs to be managed adaptively. In the credit proposal you can point to successful SDC projects that have been managed in that way before.
- You need to apply the general checklist for project documents by SDC (also accessible for external partners) and the guidelines for credit proposal (SDC internal) to MSD projects, too.

### Voices from the field

- Some flexibility needs to be applied to the internal SDC guidelines in order to accommodate for the need of MSD programmes to be adaptive and continuously integrate their learning into the project plan.
- There is a need to manage expectations about a good project document as in MSD projects, not all details can be fixed in a document. Many things need to be decided along the way.

## [Back to Table of Contents](#)

### 4.3 How should a logframe and budget for an MSD project look like?

#### General considerations

The logframe is an essential part of the contract, but it should be general enough so the project can still adjust its activities and intervention strategies. In MSD, the main role of the logframe is to define the contractual relationship between SDC and the implementer and for overall steering of the project. This means it needs less detail compared to other types of projects.

The typical trajectory of spending of MSD projects is different than in other projects. In the beginning, MSD projects focus on analysing and relationship building so they spend less money. Also later, the focus is on facilitation not on handing out equipment or providing grants. Only once the market is well understood and some pilot interventions are planned, the projects can increase their spending.

Activity-level budgets make it very difficult for projects to adapt and take up opportunities that open up or to change strategy if something turns out not to work.

#### Good practice guidance

- Use the logframe to give direction while allowing the project management to use detailed results chains as operational tool for monitoring and steering.
- Design indicators in logframes of MSD projects so they can cope with complexity and uncertainty (e.g. “number and types of new or improved services provided to the target group” instead of defining which types of services in the objective and indicators).
- Budgets for MSD projects tend to have a higher share of cost in the project cost parts (parts 1-3) of the SDC budget template as opposed to the fiduciary funds (part 4). You need to carefully analyse the parts of the budget with regards to the value created by the project instead of blindly mandating partners to ‘balance’ the budget between these parts. Cost-benefit and value for money assessments can help you to analyse budgets.
- Make sure that capacity building of the staff is part of the budget and not considered an overhead cost that needs to be carried by the implementer alone.



- Make sure that part 4 of the budget has some provisions to hire specialists should the need arise. As MSD projects are managed adaptively, not all support that is needed can be planned for in the beginning.

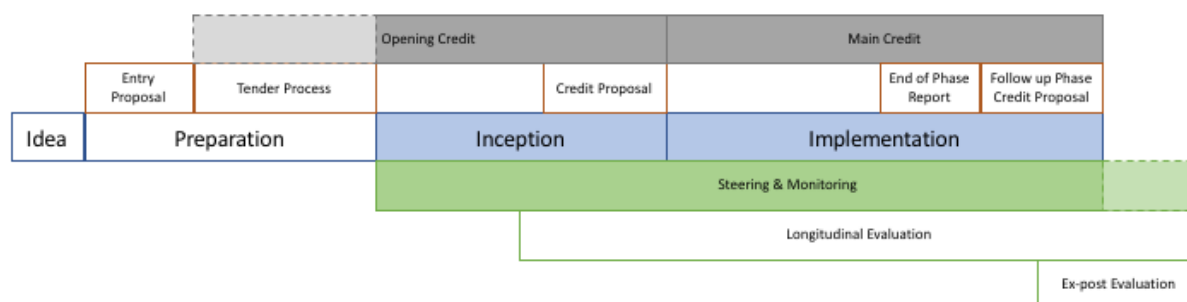
Voices from the field

- It is difficult to find logframe indicators that remain valid over the lifetime of the project, as it is possible that interventions change. One should also be realistic what a facilitation project can achieve over a typical three or four-year project period. At the same time, there is a risk that implementer try to keep the target numbers low in order to make it easier for them to achieve the targets. An ex-ante cost-benefit analysis can help to assess whether the proposed targets justify the cost of the project. Tracking of cost-benefit/value for money should be part of the monitoring system to keep track of the efficiency of the project.
- The logframe should be developed by the implementer during the inception phase with the opportunity to review and add more quantitative targets within one season/year of implementation. The logframe, hence, may be changed in the early project phases. But if the logframe changes frequently in a “mature” project, this indicates the project’s uncertainty on the overall project direction.
- Timelines for the achievement of the targets should be agreed on during the inception phase. For example, it should be agreed that certain outcomes/ impact indicators take time and may be realised only towards the later stage of the project (indicators such as WEE, systemic change, reduced vulnerability). Results expected until the mid-term review should be discussed and agreed as much as possible at the stage of finalising the ProDoc.
- Doing cost-benefit calculations and economic ex-ante evaluations may help in explaining whether for example it is more important to have a high local participation or to change systems so that poverty is reduced massively. Outreach and net additional incomes created with beneficiaries should be put in relation to cost and be a criterion for evaluation of bids.

<b>Further Resources</b>	The BEAM monitoring guidance provides a <a href="#">comparison between logframe and a Theory of Change</a> explains <a href="#">how to define indicators that can cope with complexity and uncertainty</a> (bottom of the page).
--------------------------	--

[Back to Table of Contents](#)

## 5 Steering and monitoring



During the implementation, it is the responsibility of SDC to be involved in project steering. There are different ways to set up the steering function, for example steering only from SDC or through a steering committee that includes other local stakeholders. Monitoring is important to collect data that can be used for project steering.

### 5.1 What are possible steering mechanisms and set-ups for MSD projects? How much involvement of the SCO during implementation is needed?

#### General considerations

As in the inception phase, clear definition of roles between SDC, the local implementer and international implementer are needed. Clear and realistic targets and milestones need to be set, keeping in mind the typical results trajectory of facilitative projects.

The relationship with the implementer should be transparent, based on trust and be rather like a partnership than like a supervisor. There should be learning in both directions, i.e. SCO needs to be open to learn from the implementer as they are the ones with the context knowledge. Importantly, the implementing partner needs to have ownership of the process.

#### Good practice guidance

- Do not rely on reports only but seek frequent face-to-face contact with the implementing team. It is thereby important to find the right balance of your involvement while not micromanaging the projects.
- The division of roles between international and local implementing partners or other administrative issues internal to the project is not the problem of the SCO.
- The SCO can be involved, either by hiring a consultant but ideally directly, to support the implementing partner in the long term. Especially for establishing and maintaining a good relationship with private and public partners it is important that the SCO is involved. Involvement from the SCO is particularly helpful in policy dialogue. At the same time, the SCO needs to be an enabler and not actually manage the partnerships – which is the role of the project.

#### Voices from the field

- Regular monitoring and field visits from the responsible SCO should take place. This should include monitoring reporting data and visits to partners and beneficiaries.
- Agreeing on the objective of monitoring systems is very important – sometimes monitoring is not seen as that important but taking up time and resources. Yet it is important to define what is required to have a functional and right-sized monitoring and results measurement system meeting three objectives: steering, accountability and learning.

[Back to Table of Contents](#)

- 5.2 How to handle adaptive management in MSD projects?  
 How big is the flexibility within the various parts of the budget?  
 How flexible is the logframe?

**General considerations**

Adaptive management has been recognised as important part of MSD. There is agreement that flexible and adaptive management, throughout the programme cycle and in the financial and operational management of implementation is essential for programme effectiveness.

There is relatively high flexibility from SDC side once a credit proposal has been approved. How much flexibility is given to a project team depends on the team capacity and the trust a OPM puts in the team. The OPM in the field is best placed to make this call.

At the same time, there is a need for some specificity in planning to get projects approved. This needs to be based on informed anticipation, keeping in mind that it might change.

**Good practice guidance**

- Do not expect detailed annual plans down to the activity. These plans need to outline the general direction interventions are supposed to take.
- Make sure that the project has effective decision making and review processes in place to review plans and adjust strategies and interventions to new information.
- Agree with the project on a review process between the SCO and the project where decisions on adapting the project direction, including if needed adaptations to the logframe and budget, are discussed.
- You can get approval to change logframes, for example after a mid-term review. These changes are generally approved in the cooperation office and do not need to go through an operations committee again.
- The budget parts that cover the services of the implementer (parts 1-3) are fixed in the contract and should not be changed. There is a relative flexibility within the fiduciary funds (part 4). Budget lines can be changed based on the need for adjustment in an on-going project. Parts 1-3 can sometimes be adjusted downwards if the savings are moved into part 4.

**Voices from the field**

- The right balance has to be found between allowing the project enough room to pilot, test, learn and eventually succeed; and monitoring at the right point(s) in time in order to ensure that the project reaches the minimum targets set in the logframe. This fine line is difficult to find and therefore regular exchange with the project/team leader is essential in order to agree on the modus operandi, set reasonable targets and ensure proper follow-up and support.
- How to know a project effectively adopts an adaptive management approach? Adaptive management requires a learning culture, including a safe environment to admit failure, and good feedback loops in the project
- Trust between the donor and the implementer is important for adaptive management as it gives the implementer freedom to operate. Smooth communication and short regular meetings between donors and implementers in between semester or annual reports on project progress and challenges help to build this trust and to avoid surprises.
- It would be beneficial for the project to have a dedicated fund available in the budget to be able to grab new opportunities when they arise.

**Further Resources**

The BEAM Exchange published an extensive [review on adaptive management practices](#).

### 5.3 What to consider in monitoring of MSD projects?

#### General considerations

Establishing a good measurement system is critical. This includes defining reliable indicators and metrics to measure if the outcome happened. It is thereby important to keep the project's scope realistic, not to try to achieve too many things. Over-focusing on measurement, however, runs the danger of confining a project's options to only do things that it is sure can be measured, limiting its appetite to explore and innovate.

MSD is targeting impacts on the beneficiaries without directly intervening but facilitating change. The logic for indirect interventions is based on a lot of assumptions. A methodologically sound monitoring system is needed, making these assumptions transparent and estimating outreach and impact plausibly. A balance between cost and reasonable "precision" of the monitoring framework needs to be found.

The DCED Standard for Results Measurement is a specific approach that has been recognised by many practitioners as very helpful in establishing credible monitoring and results measurement frameworks. The use of the standard in MSD projects should be encouraged. At the same time, the projects should retain the flexibility to adapt their monitoring systems to their specific context if necessary and well founded. Particularly for smaller projects, the standard should be right-sized to fit the needs of the project.

#### Good practice guidance

- The monitoring and results measurement system should serve a three-fold purpose: learning, accountability and project steering.
- Results chains as suggested by the DCED standard are a working instrument for project teams and are continuously adapted; do not require them as formal documents such as project documents and reports; rather the logframe should be used as reporting instrument between projects and SDC.
- If it is the intention to fully implement the DCED Standard including the audit process, you need to plan for the necessary resources from the beginning.
- Consider to integrate wherever possible and feasible indicators that feed into SDC's Aggregate Reference Indicators (ARI).

#### Voices from the field

- Due to the facilitative nature of MSD projects it can take more time to see results. At the same time, there is a demand for quick results. This leads to projects adopting a more direct way of working. One role of steering is to avoid that, i.e. manage expectations correctly inside and outside SDC.
- It is difficult to be able to differentiate between underperformance and the need for more time to show results on the ground. Having early external reviews to see if the programs are progressing can be helpful. When it comes to scrutinizing, analysing and interpreting the resulting information, staff with high analytical capacities and a critical frame of mind are required.
- The SCO does not always have the capacity to scrutinize reported impact figures thoroughly. Nevertheless, they need to be able to explain results as these results are often challenged: "I do not believe this huge outreach and impact. How is it calculated?" SCO and implementers need to find the appropriate communication channel to answer to these critics and to substantiate the results so future phases can be prepared.

- Attributing observed changes to the projects intervention is still a challenge for many projects. It has been questioned whether it is even possible to link input and impact in highly complex environments such as markets. Projects have resorted to be rather at least partially correct than completely wrong in reporting why and how changes happened (or not) at each step of the results chains as a result of a project’s facilitation.
- The DCED Standard has significantly helped to increase the credibility of impact reporting and acts as a good tool for better project management. In particular the results chains contribute to the strengthening of the results measurement as they require a structured strategic reflection process from activities up to the impact level. The clear definition of the indicators of change and the subsequent measurement of this change support the project management to make strategic decisions.
- Many project have made the experience that working only with quantitative indicators does not answer some of the central questions about the quality of change in market systems. For example, empowerment processes (as part of systemic changes) as seen by women who are “the receiving end” of project interventions cannot be captured only with quantitative indicators.

<b>Further Resources</b>	<p>A separate e+i Network paper provides SDC programme managers with <a href="#">good practices for monitoring and measuring results in private sector development</a>. Guidance on SDC’s ARI’s for <a href="#">Private Sector Development</a>, <a href="#">Financial Sector Development</a>, and <a href="#">Vocational Skills Development</a>.</p> <p>The BEAM Exchange provides comprehensive <a href="#">guidance on monitoring</a> in programmes using market systems approaches.</p> <p>BEAM produced a <a href="#">paper on attribution and causality in market systems</a> development.</p> <p>DCED guidelines on <a href="#">Measuring Women’s Economic Empowerment in Private Sector Development</a>.</p> <p>More information on the <a href="#">DCED Standard</a>.</p> <p>SDC’s Conflict and Human Rights network provides a <a href="#">how to note with a set of thematic reference indicators</a> for projects that adopt conflict sensitive programme management principles.</p>
--------------------------	---

[Back to Table of Contents](#)

#### 5.4 What kind of knowledge management is expected from an MSD project? What is the role of SDC in knowledge management?

##### General considerations

It is important to have after the inception phase a knowledge management strategy that orients the process of reflection and the information needed. Planned activities and budget has to be included in the annual planning. The strategy should include how to use the information coming from the monitoring system as input for reflection of the team as much as possible and promote knowledge sharing spaces with project stakeholders.

SDC should play a supportive role in knowledge exchange and learning between projects and between countries: foster exchange on specific topics, offering trainings on research tools and monitoring, encouraging exchange between project implemented by different organisations, etc.

Knowledge management is closely related to the issue of capacity building as a lot of knowledge is captured in individual team members rather than in formal documents. This tacit knowledge is shared for example by allowing more experienced team members to coach newer ones (collegial coaching) or by peer exchanges between projects (see 3.3 What to consider with regards to capacity building on MSD?).

#### Good practice guidance

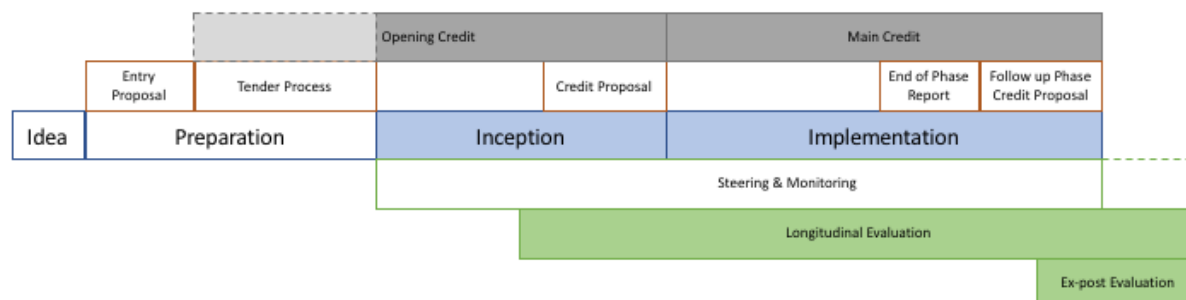
- Budget for knowledge management, which can include case studies and other capitalisation of experience documents.

#### Voices from the field

- Knowledge management strategies should foster learning and exchange within the team. There is a tendency sometimes that members of the team lock themselves into their working areas and lose sight of what others do in the team. This can lead to opportunity costs and also inefficiencies when for example it is not realised that one intervention in one subsector is in fact also relevant for project interventions in other subsectors. The internal knowledge management strategy needs to stimulate a team dynamic that fosters exchange and learning.
- One should always be careful with how much burden is put onto projects in the name of knowledge management and learning. Requests for sharing learning experiences with the wider community can sometimes be overwhelming and distracting, and the benefit for the project itself is often not clear. Projects need relevant inputs that help them to do great work with large-scale and sustainable outcomes. SDC should focus more on what we can do to offer them better and relevant support.

[Back to Table of Contents](#)

## 6 Evaluation



An evaluation is separate from monitoring, usually done by a third party. There are different types of evaluation. Longitudinal evaluations start together with the project and run in parallel, establishing a baseline first and then collecting data at defined intervals throughout and after the project. Mid-term evaluations are often qualitative in nature and try to assess whether a project is on track. Evaluations after the project finishes try to confirm success or failure of a project.

### 6.1 What to consider regarding the evaluation of MSD projects?

#### General considerations

Certain types of evaluation questions can only be answered with certain types of evaluations. The SCO should be thinking about the evaluation at project design. Once the project has started – and even if only with the identification study or market systems analysis – it might be too late for any type of evaluation that requires a before-after comparison.

#### Good practice guidance

- Answer the following questions in order to be able to plan for a good evaluation:
  - What do we want to learn from the evaluation? (Evaluation purpose)
  - What are the specific questions we would like the evaluation to answer? (Evaluation questions)
  - How are we answering the evaluation questions? (Evaluation method)
  - When should we plan an evaluation? (Evaluation timing)
- Include the DAC Criteria for Evaluating Development Assistance also for evaluation of MSD projects.
- If the selected evaluation type requires a before-after comparison, there is a need to have a very good and reliable baseline survey. To do this, put aside the necessary financial and human resources and plan the survey early on. But also be aware that implementing baseline surveys too early in MSD projects can be problematic as projects may shift their focus and make baseline data obsolete.
- Possibilities for evaluations are mid-term and end of project evaluations, and specific studies that tackle particular questions, e.g. how income increase translates into social development.
- The choice of consultant is critical for MSD/M4P project evaluations / reviews; choose someone who understands the approach.

#### Voices from the field

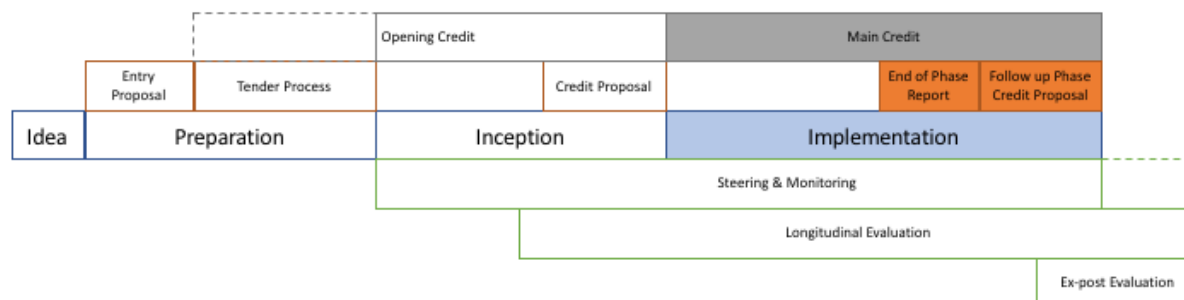
- Mid-term evaluations are very important for both the implementer and SDC. They should review implementation but also propose avenues for the future. It is important that evaluations contain clear recommendations and where possible a clear cost-benefit and/or cost-efficiency analysis of the implemented interventions.

<ul style="list-style-type: none"> <li>• It is important that the mid-term review looks at the project progress in terms of achieving results, and if due to its MSD nature the project has not a lot to show by midterm the review should be able to prove that at least the trend is positive and that the project is moving towards the right direction in achieving its foreseen targets.</li> <li>• One option to capture results generated through systemic changes after the project has stopped implementing is to have a “stand-by phase” after the project closure to observe how benefits continue to accrue and if service providers continued to operate. Alternatively, this can also be done by an ex-post evaluation after 2-3 years of the project closure.</li> </ul>	
<p><b>Further Resources</b></p>	<p>BEAM developed a <a href="#">guide on evaluating MSD projects</a>. The World Bank Group and the Inter-American Development Bank provide a book <a href="#">Impact Evaluation in Practice. Better Evaluation</a>, an online portal on evaluation, provides a large amount of valuable information on various approaches to evaluation including detailed guidance and links to further resources.</p> <p>Details on the <a href="#">DAC Criteria for Evaluating Development Assistance</a>.</p>

[Back to Table of Contents](#)



## 7 End of phase report and follow up phases



For the end of an implementation phase, an end of phase report needs to be prepared. This will include considerations on whether a follow up phase is planned.

### 7.1 What is necessary for the planning of the next phase?

#### General considerations

Most importantly: good results. And continued high potential.

If a follow up phase is planned, a new credit proposal needs to be prepared early on to avoid a funding gap between the two phases.

#### Good practice guidance

- According to the SDC project cycle management, you need to elaborate an end of phase report. The first draft needs to be submitted by SCO staff nine months before the end of the phase. This is an important document asking the relevant questions for the continuation.
- Together with the implementer, you therefore need to start the planning process early, at least nine months beforehand.
- Try to avoid a retendering of the following phases in line with SDC procurement rules in cases you have a reliable partner for project implementation who has already delivered good results in the first phase implementation.
- If a tender is necessary again, the procedure will have similarities with the process described above.

[Back to Table of Contents](#)

## Glossary

### Market systems

A multi-function and multi-player arrangement comprising the core function of exchange of goods and services and the supporting functions and rules which are performed and shaped by a variety of market players. See the BEAM page on [market systems](#).

### Facilitation

The attempt by development actors to catalyse change in the market system while not assuming any long-term market function themselves. Their intervention role is temporary and catalytic. See the BEAM page on the [facilitation role](#).

### Adaptive management

An approach to implementing the programme cycle that seeks to better achieve desired results and impacts through the systematic, iterative, and planned use of emergent knowledge and learning throughout the implementation of strategies, programs, and projects. See the BEAM page on [adaptive management](#).

### Complexity

Complexity is generally used to characterise something with many parts where those parts interact with each other in multiple ways, culminating in a higher order of emergence that is greater than the sum of its parts. See the BEAM page on [complexity](#).

### Longitudinal evaluation

Longitudinal evaluations are implemented alongside the actual programme they evaluate, covering longer time frames compared with traditional mid-term or ex-post evaluations. An example of a longitudinal evaluation is the [evaluation of the SDC-funded project INOVAGRO II](#).

### Sector

Sectors can be defined in a very broad or a very narrow way. Besides the classic economic separation in first, second and tertiary sectors, sector often means agriculture, forestry, heavy industry or banking. In practice, however, sector is even used to describe lower-level separations such as the 'vegetable sector' or the 'garment sector'. See the Wikipedia page on [sector](#).

The [M4P Operational Guide](#) contains a more extensive glossary with terms relevant for MSD.

## Annex: Dialog option for the tender process

This annex is based on guidelines developed by the Coordination Group for Construction and Property Services of the Swiss Confederation<sup>4</sup>. The annex is not intended as guidelines for SDC but to give an idea of the dialogue option.

Based on Article 20 of the Federal Law on Public Procurement (FLPP) and according to Article 26a of the Federal Ordinance on Public Procurement (FOPP), a procurement process with dialogue option contains the following steps:

Decision that the dialogue option shall be chosen

- Verification if the dialogue is allowed or not.

Dialogue is allowed in case of a complex tender or/and procurement of an intellectual service. As there is no definition of a complex tender and intellectual service, there are some guidelines: A tender is seen as a complex tender if it is objectively impossible, unreasonable or inappropriate to define the needed service without a dialogue among the bidders where the scope of the service will be developed together. An intellectual service may be asked for if the awarding authority is looking for new innovative solutions for unusual situations. Intellectual services are mandates where the intellectual solutions are more important than the physical results. It has to be distinguished if a high level of creativity or routine work is needed. Not relevant is the qualification as a mandate or a service contract relation.

- Verification of the usefulness of a dialogue to reach the goals of the tender, especially looking at the innovation potential.
- Consideration of the costs for a dialogue

If a bidders do not agree with the fact that the tender should be conducted with a dialogue option then they have to appeal already after the publication of the tender and not only after the selection of the dialogue partners.

Decision about the type of procedure

The dialogue is particularly designed for the open and the selective procedures of procurement. Because of the costs of the dialogue, it will be generally more interesting for the selective procurement procedure.

Preparation of the publication

- Already in the publication of the tender (not only in the tender documents), it has to be stated that a dialogue is probably or certainly planned for further the further development of the project.
- If only a number (e.g. the three best rated bidders) will be invited to the dialogue, this has to be mentioned in the publication. In this case, also the criteria to select the dialogue partners need to be mentioned (these criteria are the same that will later also be used to choose the winner of the tender). Also the rating of the criteria need to be stated, but without relative weight (percentage).
- As the detailed technical description of the project is to be developed during the dialogue, the tender documents only need to indicate the overall goal of the project and a general description of the expected services. It has to be mentioned, however, which elements are compulsory and where there is flexibility for the bidder.
- The further use of the results of the dialogue with the bidders has to be clarified with a focus on intellectual property matters. It has to be indicated how the development of the project is to be compensated as well as how the developed solutions will be further used (e.g. if solutions developed with one bidder can be implemented by another bidder). If at the end the intellectual property rights shall be transmitted to SDC this has to be

---

<sup>4</sup> The original document is available in German: <http://www.bbl.admin.ch/kbob/00493/00502/02771/>

indicated also in the publication. This can, however, lead to disinterest of certain bidders.

#### Collection of expressions of interest

If a selective procedure was chosen, the bidders will be selected based on their expressions of interest.

#### Collection of preliminary offers

The preliminary offers show a possible solution for the project development. There has to be also an indication on the price for implementing this solution. The financial offer needs to be transparent enough so it can be adapted to the results of the dialogue.

#### Selection of the dialogue partners

- In case of an open procedure it will be evaluated if the offers meet the eligibility criteria for the project. In case of a selective procedure this evaluation was already made during prequalification.
- According to the offers, the bidders for the dialogue are chosen, following the predefined selection criteria.

#### Dialogue opening

- All the bidders have to be informed that the dialogue will be opened and whether they are chosen or not. It is recommended that the bidders who are not selected are not given a definite denial but that they are informed that their offer will not be further investigated and that a final response will be given later at the end of the dialogue phase.
- The dialogue partners have to be informed how the procedure will be continued and which solution is to be developed or how the development shall proceed, about possible content of dialogue and deadline and modalities to provide the final offers.

#### Realisation of the dialogue

- Process and content of the dialogue have to be captured in a transparent way; any decision needs to be recorded.
- As it is a learning process, a dialogue can have several phases.

#### Submission of the final offers

As soon as a possible approach is found in the dialogue, the final offers shall be submitted, either by one or by multiple bidders. It is recommended to have at least two offers to compare.

#### Award / contract conclusion

The final offers are selected according to the award criteria and then the winning offer is chosen. The award has to be published and after the appeal period the contract can be signed.